

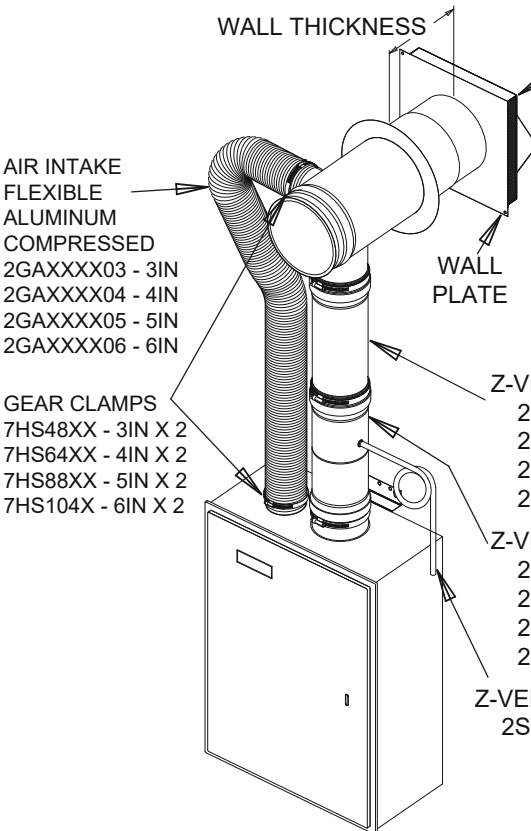
Z-Vent

Coaxial Horizontal Termination

Kit: 2SVSHTCKIT_ _ _

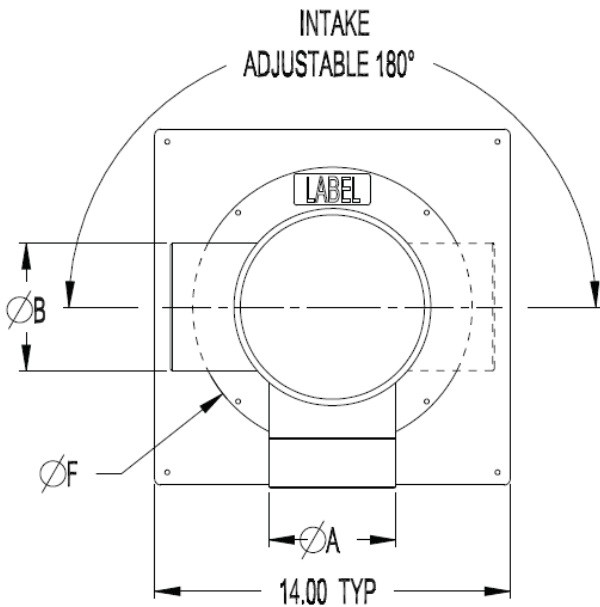
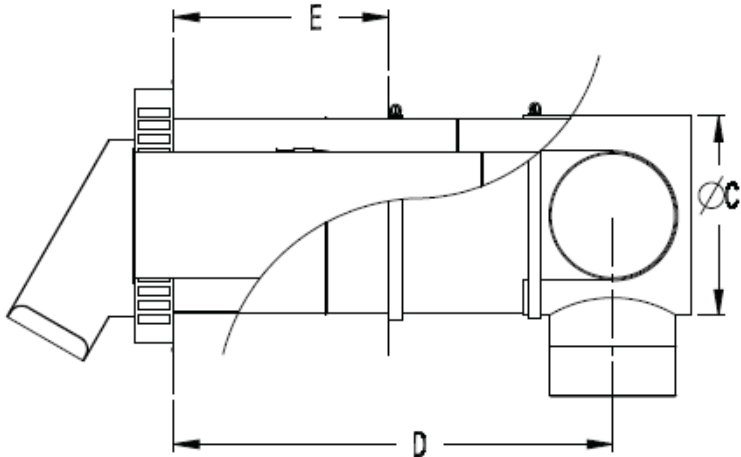


CONTENTS INCLUDES
(1 EACH IN APPROPRIATE DIAMETER EXCEPT WHERE NOTED):



Coaxial Termination	Vent Diameter "A" (inches)	Air Intake Diameter "B" (inches)	Wall Drill Diameter Minimum "C" (inches)	Back of Wall Plate to Centerline of Vent/Air Intake "D" Min-Max (inches)	Adjustable Wall Thickness Maximum "E" (inches)	Trim Diameter "F" (inches)
2SVSHTC03S	3	3	5	8-12	9	9
2SVSHTC03	3	3	5	12-21	17.5	9
2SVSHTC43S	4	3	6	10-16	9	10
2SVSHTC43	4	3	6	12-21	17.5	10
2SVSHTC04S	4	4	7	10-16	9	10
2SVSHTC04	4	4	7	12-21	17.5	10
2SVSHTC05S	5	5	8	11-17	12	11
2SVSHTC05	5	5	8	17-21	17.5	11
2SVSHTC06S	6	6	9	11-17	12	12
2SVSHTC06	6	6	9	17-21	17.5	12

- AIR INTAKE FLEXIBLE ALUMINUM COMPRESSED
2GAXXXX03 - 3IN
2GAXXXX04 - 4IN
2GAXXXX05 - 5IN
2GAXXXX06 - 6IN
- GEAR CLAMPS
7HS48XX - 3IN X 2
7HS64XX - 4IN X 2
7HS88XX - 5IN X 2
7HS104X - 6IN X 2
- WALL THICKNESS
- WALL PLATE
- Z-VENT PIPE X 12" LONG
2SVEPWC(F_)0301 - 3IN
2SVEPWC(F_)0401 - 4IN
2SVEPWC0501 - 5IN
2SVEP0601 - 6IN
- Z-VENT BACK FLOW LIMITER/VERTICAL DRAIN PIPE/ADAPTOR
2SVBFDPA03 - 3IN
2SVBFDPA04 - 4IN
2SVBFDPA05 - 5IN
2SVBFDPA06 - 6IN
- Z-VENT SILICONE DRAIN TUBE KIT 5FT
2SVEDTKX



COAXIAL TERMINATION (SEE TABLE)

- Notes:**
1. Coaxial Termination can be purchased separately.
 2. Air intake "B" can accept flexible aluminum duct or single wall metal pipe (C-vent) or PVC.

Canada: 452 Attwell Drive, Etobicoke, ON M9W 5C3 tel: 416.679.0045 • fax: 416.679.0051
U.S.A.: 20 Commerce Park North, Bedford, New Hampshire 03110 tel: 603.669.5136 • fax: 603.669.0309 • 800.654.5600

rev: 06/2024

The information provided within is for informational purposes only. We have made every effort to ensure the accuracy of the provided information and assume no responsibility for any loss or damage due to errors or omissions or to the use or misuse of any information supplied. It is impossible to test all products under all conditions to which they might be subjected in the field. It is therefore the buyer and/or end users' responsibility to test all products under the conditions that duplicate the service conditions prior to installation. All improvements, all specifications are subject to change without prior notice. It is the buyer and/or end users' responsibility to review our complete Terms and Conditions of Sale located on our web sites at: www.novaflex.com | www.z-flex.com | www.flexmaster.com.